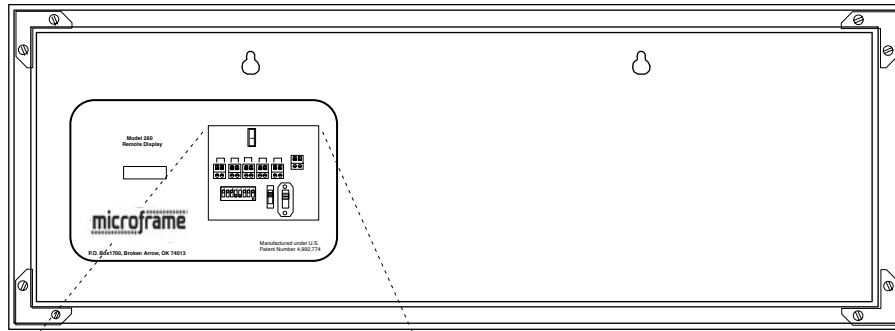
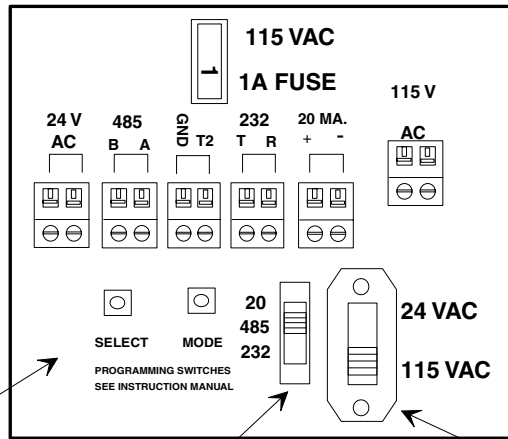


RS/232 CONNECTION FOR : 230, 240, 260



A0260 DISPLAY



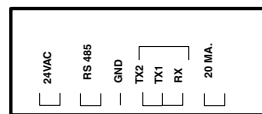
Communication and power connections.

Option Selection Switch

232, 485, 20ma Mode Switch

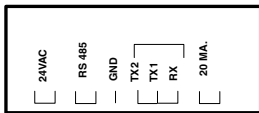
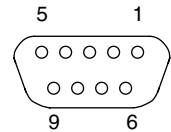
Input Power

Select Switch



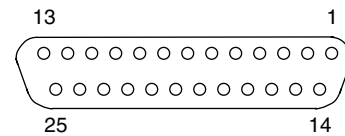
RS-232C CONNECTIONS FOR 9-PIN D-Sub

- PIN
- 1
- 2
- 3 T X (Transmit Data)
- 4
- 5 GND (Signal Ground)
- 6
- 7
- 8
- 9



RS-232C CONNECTIONS FOR 25-PIN D-Sub

- PIN
- 1
- 2 T X (Transmit Data)
- 3
- 4
- 5
- 6
- 7 GND (Signal Ground)



2X0\PX\9705.ai